


80 MM BAND SAW

- Compact band saw for rough sawing work as well as delicate projects – ideal for rip sawing, for angled and curved cuts
- Powerful 350 W induction motor, 1400 rpm
- Robust steel construction
- Double-clamped parallel stop with quick-release fastener for precise, straight cuts
- Cutting height max. 80 mm at an angle of 90°
- Large work table, 300 x 300 mm, to ensure safe work, even with large work pieces
- Maximum throat 200 mm
- Steplessly adjustable saw table up to 45° – ideal for mitre cuts
- Ball-bearing mounted guides ensure exact results
- Connection for external dust extraction
- Compact design – ideal as a space-saving table model
- Saw band speed 880 m/min
- Dustproof on/off safety switch
- Suitable for conventional saw bands with a width of 7 to 12 mm
- Includes mitre gauge and push stick



SPECIFICATIONS

Dimensions L x W x H	380 x 440 x 685mm
Table size	300 x 380 – 540 mm
Table adjustment	0° – 45°
Band wheel Ø	200 mm
Saw blade length	1400 mm
Cutting speed	880 m/min
Thickness capacity / width	80 / 200 mm
Motor	230 – 240 V~
Input	350 W

LOGISTICAL DATA

Weight net / gross	14,75 / 16,6 kg
Packaging dimensions	720 x 260 x 350 mm
Article number	5901513901
Barcode	4046664231295
20 Container	384 pcs
40 Container	768 pcs
40 HQ Container	917 pcs

INCLUDED



APPLICATIONS

Ripping



Angular cut



Curved cut



PRODUCT DETAILS


Cutting height



Throat



Saw band length



Saw band width



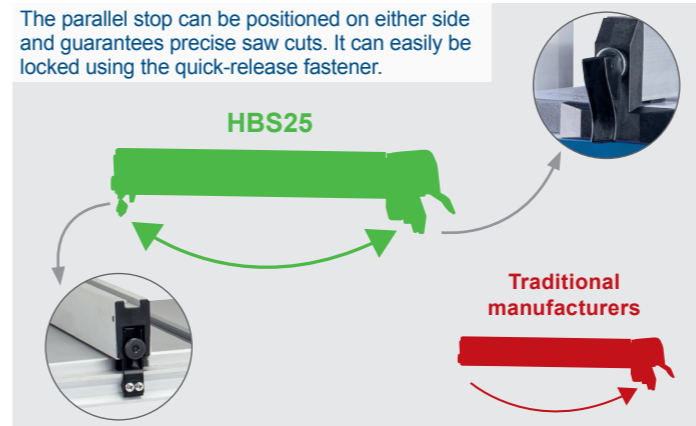
Saw band speed



Band wheel diameter



The parallel stop can be positioned on either side and guarantees precise saw cuts. It can easily be locked using the quick-release fastener.



The sturdy saw table is perfect for extra large work pieces.

Angular cuts can be quickly and easily carried out, thanks to the saw table that can be steplessly adjusted.

EXAMPLES OF USE

Both softwood and hardwood can be easily processed with the HBS25.



Even delicate work can be effortlessly implemented, thanks to the different saw band widths.

